



ECO Plus - axle systems with air suspension

BPW Bergische Achsen Kommanditgesellschaft will only give its warranty commitment subject to registration with BPW within 6 months of first vehicle registration or entry into service



BPW Registration No.: _____

Chassis number: _____

Please note:

The warranty commitment described below is only available from BPW strictly subject to the condition that the trailer in question has been duly registered with BPW within 6 months of first registration or entry into service (see section 4). Accordingly, the warranty commitment will not be deemed to be issued and valid until the owner has completed Check 1 (see sections 5 and pages 8 - 9), filled out, signed and verifiably sent the warranty registration document to one of the corresponding registration addresses (see back of the registration sheet) and has received a registration number from BPW for the vehicle in question. BPW undertakes to issue this registration number immediately on receipt of the warranty registration document.

Contents:

Warranty statement
Service instructions

Page
2 - 7
8 - 21

Service checks required for the ECO Plus warranty:

5-year warranty (only for on-road use in Europe¹⁾²⁾)

BPW AIRLIGHT II (70 mm wide trailing arms):

Maintenance-free, visual checks within the framework of the statutory annual inspection (see pages 8 and 11).

Other BPW air suspension units:

Retightening of the suspension bolts following entry into service (see pages 4 and 8 to 9), as well as visual inspections within the framework of the statutory annual inspection (see pages 10 and 11).

3-year warranty for off-road use in Europe or

2-year warranty for on-road use outside Europe or

1-year warranty for off-road duty outside Europe

BPW AIRLIGHT II and other BPW air suspension units:

Retightening of the unit following entry into service (see pages 4 and 8 to 9) as well as visual checks and, where applicable, retightening of bolted connections within the framework of the statutory annual inspection (see pages 10 and 11).

The warranty covering on-road use in Europe¹⁾²⁾ can be extended by an optional follow-up warranty for a further 3 years, the precondition for this being a full-service inspection after 60 months to be carried out by your BPW Direct Service Partner against payment.

BPW AIRLIGHT II (70 mm wide trailing arms):

Maintenance-free, visual checks within the framework of the statutory annual inspection, as well as a full-service inspection after 60 months (see pages 8 to 13).

Other BPW air suspension units:

Retightening of the suspension bolts following entry into service (see pages 4 and 8 to 9), visual checks within the framework of the statutory annual inspection, as well as a full-service inspection after 60 months (see pages 10 to 13).

¹⁾ European countries with BPW approval for on-road duty: Andorra, Austria, Belgium, Croatia, Czech Republic, Denmark, France, Germany, Great Britain, Greece, Hungary, Ireland, Italy, Liechtenstein, Luxembourg, Malta, Monaco, Netherlands, Poland, Portugal, San Marino, Slovenia, Spain, Switzerland, Turkey, Vatican

²⁾ not available for tippers

1. Warranty statement:

Subject to the appropriate warranty registration within 6 months of first vehicle registration and/ or entry into service (see note on page 2) and to the conditions specified below, the warranty offered by BPW Bergische Achsen Kommanditgesellschaft, 51674 Wiehl, Germany, (hereafter referred to as "BPW"), will for the duration of the warranty period cover any defects which might arise anywhere throughout the ECO Plus axle system with air suspension.

This warranty applies:

– **without any limit on distance travelled**

– for BPW running gear on truck trailers and semi-trailers

– for Europe as from the day of first vehicle registration or entry into service (whichever is sooner) for a period of 5 years for on-road use and 3 years for off-road use (see section 7). Outside Europe for 2 years for on-road use or 1 year for off-road use.

– Strictly subject to registration (see note on page 2 and in section 4)

– Only for complete ECO Plus axle systems with air suspension that have been specifically selected and used for their intended purpose. BPW prescribes special configurations for certain areas of operation as shown in the table on pages 14 - 15.

– Only for vehicles with air suspension systems equipped with a transverse throttle registration or on which the vehicle entered service.

– Only if pressure ranges from 6.5 - 8.5 bar are maintained in the supply line (according to ECE-R13 Annex 10 or 98/12/EC Appendix II); we are happy to supply both documents free of charge on request.

Extended guarantee for systems used exclusively for on-road use in Europe ¹⁾

The extension of the 5-year ECO Plus warranty (for on-road duty only, see section 7) for a further 3 years applies to the hub, the hub bearings, the axle beam, the air spring mounting kit and the air suspension hanger brackets, provided that all prescribed inspections have been carried out from the vehicle's entry into service and that a full service inspection has been performed by a BPW Direct Service Partner after 60 months from the date of the vehicle's first registration and/or entry into service.

2. Scope of the warranty

For the duration of the warranty period BPW will cover the costs for material that is to be replaced as well as for disassembly and installation in line with BPW standard time guidelines. Such work must be **agreed in advance with BPW or the relevant BPW representative** (you will find BPW's address and telephone numbers on the back page of these warranty and service instructions) and performed by an authorized service centre. For this it is necessary to enclose a filled-in copy of the sheet, "Value retention by means of preventative servicing" (page 7) with the warranty application. Defective or damaged parts that have been disassembled must be kept in storage and, where applicable and subject to agreement, returned to BPW at the owner's expense.

Any and all further claims are excluded. Failures that fall within the terms of the BPW warranty must be notified immediately on discovery to the trailer's manufacturer, to BPW and to the appropriate BPW representative/dealer or a service centre.



3. Exclusion from the warranty

This guarantee does not cover normal wear and tear, the relevant wearing parts (in particular brake linings, brake drums, brake discs, brake pads, shock absorbers and air bags), maintenance-dependent parts within disc brake calipers, or environmental intrusion resulting from noise and odour emission. The ECO^{Plus} guarantee also does not apply in the case of damage due to external forces, operating errors, non-compliance with BPW's service and maintenance regulations. The use of any non-genuine parts during the warranty period will also render the BPW warranty void.

4. Registration

The ECO Plus warranty will only be given for trailers that have been officially registered (see note on page 2):

Registration of each trailer is undertaken by way of the accompanying Warranty Registration Document (page 17); this must be filled out and signed by the trailer owner/operator after Check 1 (see service instructions) has been completed. It should then be sent to one of the corresponding registration addresses within 6 months as from first vehicle registration/ entry into service. BPW will then issue the warranty registration number for the respective vehicle as confirmation that it has warranty cover.

5. Conditions for obtaining and maintaining the ECO Plus warranty

It is a precondition of obtaining and retaining the ECO Plus warranty and, if appropriate, the bolt-on warranty, that all measures must be carried out or arranged to be carried out in accordance with the current BPW service instructions and BPW maintenance instructions (in this regard, it is essential to refer to number 8). The service instructions and maintenance instructions are up to date at the time of going to press.

However, they are subject to modifications in response to ongoing developments.

Period of warranty		Work to be performed		Service provider
On-road	Off-road	Time	Measures	
2 years ³⁾	1 year ³⁾ 3 years	within 2 weeks of the first journey under load, latest after 2000 km	Tighten all bolted connections (not applicable for Airlight II in on-road-applications)	BPW Service Centre or vehicle owner
			BPW registration	Vehicle owner
		12 months	Check/visual check	BPW Service Centre
5 years		36 months	Check/visual check	BPW Service Centre

³⁾ applies to use outside Europe

The warranty covering on-road use in Europe¹⁾ can be extended by a further 3 years, the precondition for this being a full-service inspection after 60 months to be carried out by a BPW Direct Service Partner, at the trailer owner/operator's expense.

The extended warranty only applies after receipt of the sheet, "Value retention by means of preventative servicing" (page 7), and written confirmation of this by BPW.

Period of warranty	Work to be performed		Service provider
On-road 5+3 years	Time	Measures	
	60 months	Full-Service	BPW Direct Service Partner
	72 months	Check/visual check	BPW Service Centre

6. Repairs during the warranty period:

When repairs are carried out during the warranty period the warranty covering the replaced component will continue as previously and will not start anew.

7. Definition of on-road / off-road:

The term "on-road" refers to roads having a sealed and metalled surface, in other words with an asphalt or concrete surface. Gravel roads are regarded as being off-road.

A vehicle is also regarded as being in off-road operation even if it departs from metalled surfaces for only short periods.

Off-road operation is assumed in all cases in

Albania, Armenia, Azerbaijan, Belarus, Bosnia-Herzegovina, Bulgaria, Estonia, Finland, Georgia, Iceland, Kazakhstan, Latvia, Lithuania, Macedonia, Moldavia, Norway, Romania, Russia, Slovakia, Sweden, Ukraine, Uzbekistan, Montenegro, Serbia, as well as with tipper and vehicles with comparable applications.

The warranty for vehicles in off-road use is restricted to 3 years for operation within Europe and 1 year for operation outside Europe. For off-road use, no extended warranty is available.

8. Further development of BPW products, alterations to maintenance requirements.

Because BPW is continuously developing and improving its products, the prescribed maintenance and service instructions may change from time to time. We apologise for any inconvenience this may cause. The latest information available can be accessed at www.bpw.de at any time. On request to the address given on the back page of this warranty document you will be sent - free of charge - the latest edition of the warranty conditions including service instructions. The requirements for obtaining and maintaining the ECO Plus warranty and, where applicable, the extended warranty, must in all cases be carried out in accordance with BPW's latest service instructions (see also section 5, page 4).



9. Maintenance regulations

The maintenance instructions currently valid for BPW trailer axles must be complied with, and the specified lubrication and maintenance work must be performed. They can also be downloaded from www.bpw.de or sent to you free of charge, by submitting a request to info@bpw.de.

10. Application of German law, place of jurisdiction

The application of the United Nations Convention on Contracts for the International Sale of Goods is excluded. The ECO Plus warranty and the service and maintenance instructions are solely subject to the German-language version of the warranty document in the case of trailers which have been purchased in

- Germany
- Austria
- Switzerland.

Trailers which have been purchased in any other country are subject to the English language version. Translations into other languages merely serve to enable better understanding of the original German or English version and to provide guidance and information. On request to the address given on the back page of this warranty document or to info@bpw.de or at www.bpw.de you will be sent - free of charge - the original German or English version if you do not already have it.

Irrespective of where the trailer purchase contract is concluded, the applicable law is that of the Federal Republic of Germany. The place of jurisdiction is Cologne.

Retention of value through preventive maintenance

The visual checks after 12, 36 and 72 months are to be performed within the framework of any statutory inspections that might be prescribed in respect of these intervals. Visual checks are to be performed annually on vehicles in use outside Europe.

2 Visual check after 12 months
(As described on pages 10 and 11)

Date: _____

Stamp and signature of the BPW Service Centre performing the work

Visual check after 36 months
(As described on pages 10 and 11)

Date: _____

Stamp and signature of the BPW Service Centre performing the work

3 Full service after 60 months
(As described on pages 10 to 13)

Date: _____

Stamp of the **BPW Direct Service Partner**

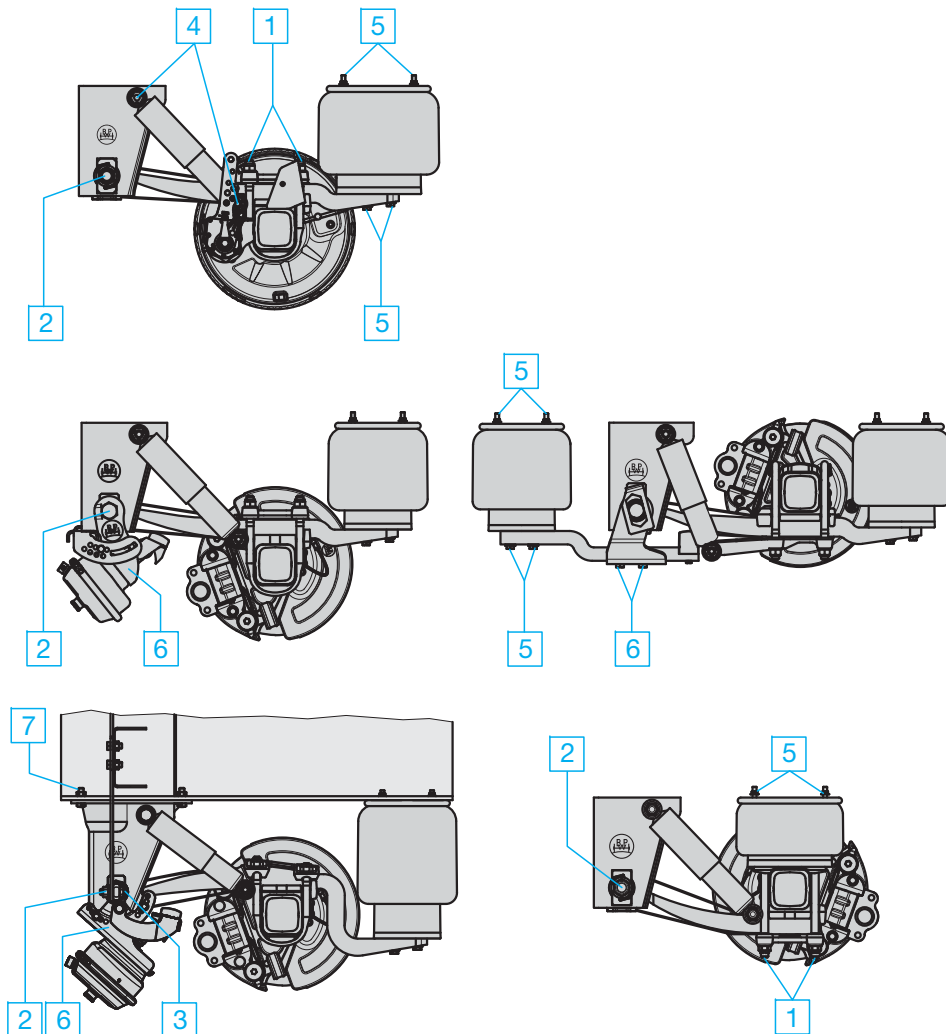
4 Check after 72 months
(As described on pages 10 and 11)

Date: _____

Stamp and signature of the BPW Service Centre performing the work

1 Checks to be performed shortly after the vehicle goes into service –

(within 2 weeks of the first journey under load, latest after 2000 km)



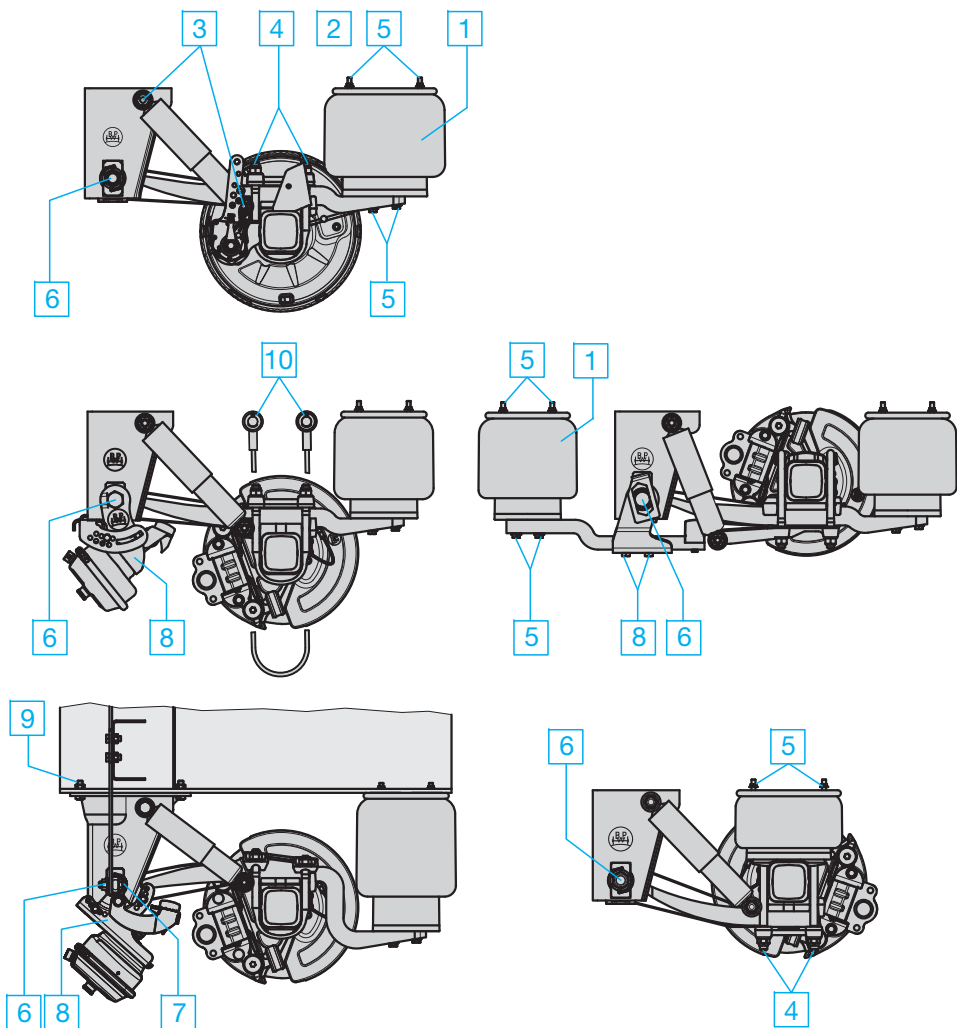
ECO Plus Units with Airlight II and Airlight Direct air suspension (70 mm wide trailing arms) are maintenance-free in on-road applications and do not need to be retightened.

It is essential for the specified bolted connections to be retightened on all other BPW air suspension systems, as well as Airlight II when used off-road.

- 1 Tighten the spring mounting assembly (U-bolts) with a torque wrench.
Tightening torques:
M 22 (SW 32) M = **550 Nm** (510 - 605 Nm)¹⁾
M 24 (SW 36) M = **650 Nm** (605 - 715 Nm)
- 2 Tighten the spring pivot bolt with a torque wrench. Tightening torques:
hanger brackets and channel crossmember Airlight II
from 09/2007: M 24 (SW 36) M = **650 Nm** (605 - 715 Nm)
hanger brackets from 08/2001: M 30 (SW 46) M = **900 Nm** (840 - 990 Nm)
hanger brackets up to 07/2001: M 30 (SW 46) M = **750 Nm** (700 - 825 Nm)
channel crossmember: M 30 (SW 46) M = **900 Nm** (840 - 990 Nm)
- 3 Tighten the spring bolt to gusset plate connecting bolt with a torque wrench.
Tightening torque: M 18 x 1.5 M = **420 Nm** (390 - 460 Nm)
- 4 Tighten the shock absorber fastening with a torque wrench.
Tightening torques: M 24 M = **420 Nm** (390 - 460 Nm)
for aluminium hanger brackets M = **320 Nm** (300 - 350 Nm)
- 5 Tighten the air bag fastenings with a torque wrench.
Tightening torques: M 12 M = 66 Nm
M 16 M = 230 Nm
- 6 Tighten the axle lift device with a torque wrench. Tightening torques:
cylinder M 16 M = 180 - 210 Nm
supporting arm M 16 M = 230 Nm
Axle lift for bolted-on air suspension hanger bracket
Hexagon screw SW 24 M 12 M = 120 Nm
M 12 M = 75 Nm
- 7 Tighten the bolt connection between the air suspension hanger bracket and the longitudinal member. Tightening torques:
M 16 M = **260 Nm** (240 - 285 Nm)

¹⁾ When mounting new spring mounting kit components for Airlight II:
Tightening torque: M 22 M = 550 Nm + 90° angle tightening

2 Visual inspection to be carried out within the framework of the statutory annual inspection
 - Description of inspection after 12, 36 and, if appropriate, 60 months -
4 - Description of inspection after 72 months -



Visual inspections to perform

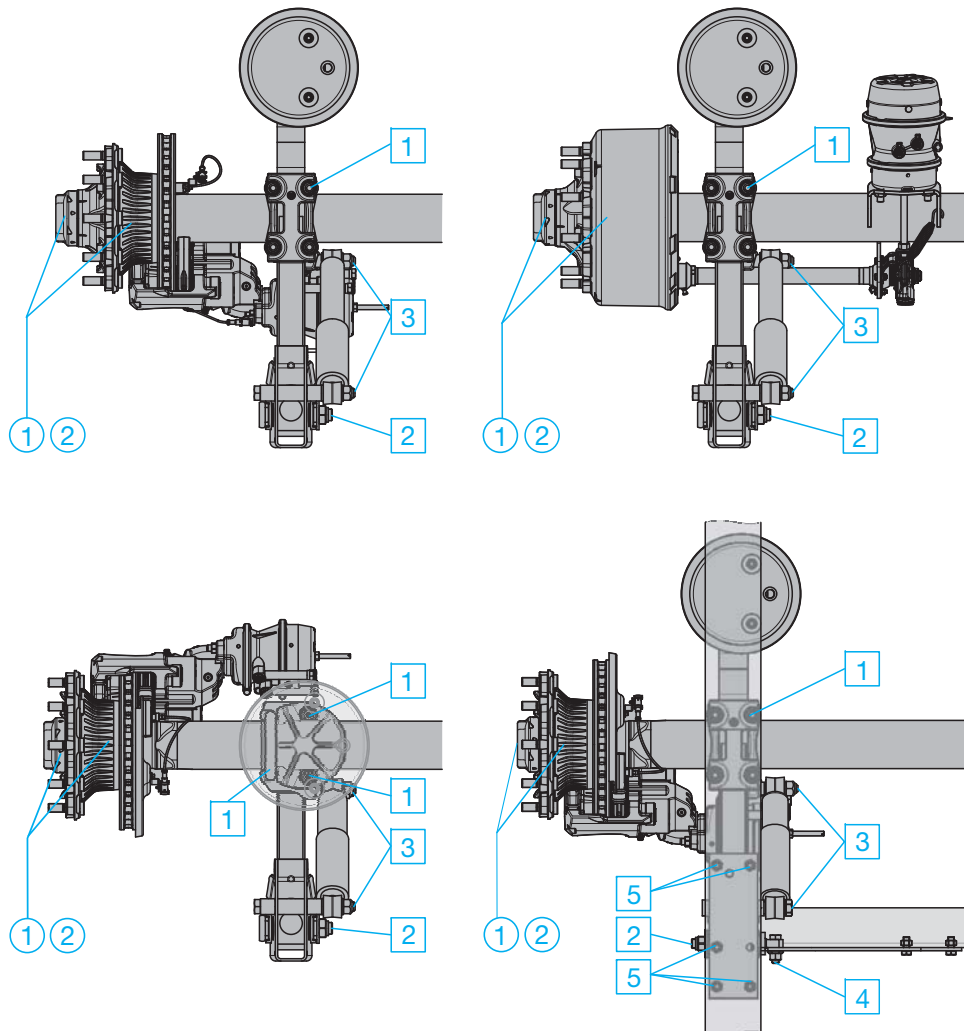
- Visual inspection - Check all component parts for damage and wear.
- 1 Check condition of air bags.
- 2 Check air suspension level valves for condition, seal integrity and tightness.
- 3 Visual inspection - Check shock absorber fastening for tightness.
 M 24 M = **420 Nm** (390 - 460 Nm)
 for alloy hanger brackets M 24 M = **320 Nm** (300 - 350 Nm)
- 4 Visual inspection - Check spring mounting assembly for tightness.
 M 22 (SW 32) M = **550 Nm** (510 - 605 Nm)
 M 24 (SW 36) M = **650 Nm** (605 - 715 Nm)
- 5 Visual inspection - Check air bag fastening for tightness.
 M 12 M = 66 Nm
 M 16 M = 230 Nm
- 6 Visual inspection - Check spring pivot bolts for tightness.
 hanger brackets and channel crossmember Airlight II
 from 09/2007: M 24 (SW 36) M = **650 Nm** (605 - 715 Nm)
 hanger brackets
 from 08/2001: M 30 (SW 46) M = **900 Nm** (840 - 990 Nm)
 up to 07/2001: M 30 (SW 46) M = **750 Nm** (700 - 825 Nm)
 channel crossmember: M 30 (SW 46) M = **900 Nm** (840 - 990 Nm)
- 7 Visual inspection - Check spring bolt to gusset plate connection.
 M 18 M = **420 Nm** (390 - 460 Nm)
- 8 Visual inspection - Check axle lift for tightness.
 cylinder M 16 M = 180 - 210 Nm
 supporting arm M 16 M = 230 Nm
 Axle lift for bolted-on air suspension hanger bracket
 SW 24 M 12 M = 120 Nm
 M 12 M = 75 Nm
- 9 Visual inspection - Check bolted connection between the air suspension hanger bracket and the longitudinal member.
 M 16 M = **260 Nm** (240 - 285 Nm)
- 10 Check strap. Check condition and fastening.

after
12 months,
36 months,
60 months,
72 months

<input type="checkbox"/>
<input type="checkbox"/>
<input type="checkbox"/>
<input type="checkbox"/>
<input type="checkbox"/>
<input type="checkbox"/>
<input type="checkbox"/>
<input type="checkbox"/>
<input type="checkbox"/>
<input type="checkbox"/>
<input type="checkbox"/>
<input type="checkbox"/>
<input type="checkbox"/>
<input type="checkbox"/>

A visual check is sufficient for these checks. Tighten any bolted connections as required to the specified tightening torques. Tightening may be charged to the vehicle owner.

3 Full-Service after 60 months at the BPW Direct Service Partner (for additional warranty qualification)



- The extension of the warranty for a further 3 years applies to the ECO Unit, the axle beam, the air spring mounting kit, the air suspension hanger brackets and all parts which must be replaced as part of the relevant warranty requirement. It is essential for the prescribed inspections to have been performed - with full documentation - starting from when the vehicle was first taken into service (payment required).

In all cases, replacement of components as part of the warranty provision shall be agreed with BPW or the relevant BPW representative prior to the start of work. Fully functioning shock absorbers are essential for the suspension function, and therefore represent the basis of the warranty agreement. A preventative exchange of shock absorbers (payment required) is necessary as part of the Full-Service after 60 months.

Work to be performed

Lubrication work:

- ① **Mounting for the ECO Unit:** completely re-grease, renew bearings
- ② **Seals for the ECO Unit:** replace all seals

Maintenance:

- ① **Spring mounting kits:** Use a torque wrench to check the spring mounting kit is firmly seated. Tightening torques:

M 22 (SW 32)	M = 550 Nm (510 - 600 Nm)
M 24 (SW 36)	M = 650 Nm (605 - 715 Nm)
- ② **Spring pivot bolts:** Use a torque wrench to check the spring pivot bolts are firmly seated and check them for wear. Tightening torques:

hanger brackets and channel crossmember Airlight II from 09/2007:	M 24 (SW 36)	M = 650 Nm (605 - 715 Nm)
hanger brackets from 08/2001:	M 30 (SW 46)	M = 900 Nm (840 - 990 Nm)
hanger brackets up to 07/2001:	M 30 (SW 46)	M = 750 Nm (700 - 825 Nm)
channel crossmembers:	M 30 (SW 46)	M = 900 Nm (840 - 990 Nm)
- ③ **Shock absorber:** Fit new shock absorbers. Tightening torques:

for alloy hanger brackets	M 24	M = 420 Nm (390 - 460 Nm)
	M 24	M = 320 Nm (300 - 350 Nm)
- ④ **Gusset plate:** Check the spring bolt to gusset plate connection is firmly attached and check for wear. Tightening torque:

M 18 x 1.5	M = 420 Nm (390 - 460 Nm)
------------	----------------------------------
- ⑤ **Bolted-on air suspension hanger bracket:** Check that the mounting bolts of the air suspension hanger bracket on the longitudinal member are firmly tightened. Tightening torque:

M 16	M = 260 Nm (240 - 285 Nm)
------	----------------------------------

The necessary maintenance and lubrication requirements should be performed as part of the Full-Service in accordance with information provided by BPW. Parts subject to wear which the BPW Direct Service Partner assesses as defective should be replaced subject to a charge.



Recommended applications for BPW axle systems with air suspension

Conditions	Axle load	Air suspension series	Tyre	Spring centre	Trailing arm		Hanger brackets	Shock absorber	Air bag	Axle beam	Axle clamping	Remarks
					70 mm	100 mm						
Standard use in Western Europe, on-road	9 t	AL II	S	≥ 1200	1 x 56		Standard	Standard	Ø 300 / Ø 360	120 x 10	clamped	for container and coil vehicles: check straps or quick release valves
			Z	< 1200	1 x 62	120 x 15						
	10 t	S	≥ 1100		Standard / HD	Ø 360	120 x 15 150 x 10					
		Z	< 1100				150 x 16					
12 t	SL				1 x 57 / 2 x 43							
Mega trailers	9 t/ 10 t	SL	S / Z			1 x 58 / 1 x 60	Standard	Standard	Ø 360*	120 x 10	clamped	* = Long-stroke air bag 36-1
Eastern Europe or comparable operational conditions	9 t	AL II	S	≥ 1200	1 x 62		Standard	HD	Ø 360 with reinforced disc	120 x 15	clamped	
		SL	Z	< 1200		1 x 57 / 2 x 43	HD			150 x 16		
10 t	SL		S / Z									
Tippers Western Europe standard applications	9 t	AL II	S	≥ 1200	1 x 62		Standard	Standard	Ø 300 / Ø 360 with reinforced disc	120 x 15	clamped	Check straps or quick release valves
Tippers severe heavy duty - e.g. behind all-wheel drive tractor units	9 t	SL	S	≥ 1200		1 x 57 / 2 x 43	Standard / HD	Standard	Ø 360 with reinforced disc	120 x 15	clamped	Check straps or quick release valves
			Z	< 1200	HD		150 x 16			welded		
10 t	SL		Z									
Timber transport	9 t	SL	S	≥ 1200		1 x 57 / 2 x 43	HD	Standard / HD	Ø 360 with reinforced disc	120 x 15	clamped	
			Z	< 1200						150 x 16	welded	
	10 t		Z									

S = Single tyres, Z = Twin tyres

Axle and axle unit combinations for use outside Europe require the approval of the BPW Order Design Department.

BPW Contact Addresses:

Germany /

Albania / Bosnia / Croatia /
Cyprus / Greece / Liechtenstein /
Macedonia / Malta / Moldavia /
Montenegro / Serbia
**BPW Bergische Achsen
Kommanditgesellschaft
Ohlthammer
D - 51674 Wiehl
Phone: +49 2262 780
Fax.: +49 2262 786562**

Austria /

Slovenia
Fahrzeugbedarf
Kotz & Co.KG
Industriestraße 7
A - 2353 Guntramsdorf
Phone: +43 2236 414800
Fax.: +43 2236 4148034

Belarus

BPW-Ost
Perchodnaja Str. 64, Office 6
BY - 220070 Minsk
Phone: +375 17 295 69 28
Fax.: +375 17 295 69 29

Belgium /

Luxemburg
BPW BENELUX Sprl
Parc industriel des Hauts-Sarts
Première Avenue 66
B - 4040 Herstal
Phone: +32 4 2640461
Fax.: +32 4 2642449

Bulgaria

Stankoff Ltd.
Sehovo St. 18
BG - 1309 Sofia
Phone: +359 2 9208450
Fax.: +359 2 9200043

Czech Republic /

Slovakia
BPW spol. s r.o
Přymyslova Ul. 1842
CZ - 25001 Brandys nad Labem
Phone: +420 202 805806
Fax.: +420 202 805936

Denmark

Transport-Teknik A/S
Vranderupvej 2
DK - 6000 Kolding
Phone: +45 7552 5200
Fax.: +45 7550 4062

Finland /

Estland
H. Kraatz Oy
Ruukkimestarintie 9
FIN - 02320 Espoo
Phone: +358 9 8093100
Fax.: +358 9 80931099

France /

Monaco
BPW France S.A.S.
Paris Nord II
195, Rue ds Chardonnetets
B.P. 50052 - Tremblay en France
F - 95947 Roissy C.D.G. Cédex
Phone: +33 149 381999
Fax.: +33 149 381980

Holland

BPW BENELUX Sprl
Kantorenpark „Het Kabinet“
Le Havre 49
NL - 5627 ST Eindhoven
Phone: +31 40 2647870
Fax.: +31 40 2565817

Hungary

BPW Drechsel & Kollár GmbH
Tablász u. 28-30
H - 1097 Budapest
Phone: +36 1 3477000
Fax.: +36 1 3477010

Italy

BPW ITALIA srl
Via Flavio Gioia 5/7
I - 37135 Verona
Phone: +39 045 508777
Fax.: +39 045 504614

Lithuania

Ecobatitc UAB
Taikos Pr. 135
LT - 51129 Kaunas
Phone: +370 37 311671
Fax.: +370 37 410920

Norway

Hofstads A/S
Ringsnesveien 23
N - 0978 Haugenstua, Oslo
Phone: +47 22 101050
Fax.: +47 22 215575

Poland

BPW Polska Sp. z o.o
ul. Warszawaska Str. 205/219
PL - 05092 Lomianki
Phone: +48 22 7517797
Fax.: +48 22 7517798

Romania

Auto Brand S. R. L.
Sos. Alexandriei Nr. 335
RO - 077025 Com. Bragadiru
Phone: +40 21 4480184
Fax.: +40 21 4480188

Russian Federation

OOO BPW-Ost
Leningradskoje chasse 25a
RU - 141402 Moskau / Chimki
Phone: +7 495 7716177 / 78
Fax.: +7 495 7716178

Spain /

Andorra / Portugal
BPW Trapaco, S.L.
C/Miguel Servet 12
Pol. Ind. La Garena
E - 28806 Alcalá de Henares
(Madrid)
Phone: +34 91 6562012
Fax.: +34 91 6563427

Sweden /

Iceland / Lettland
Foma
Fordonsmateriel AB
Lagegatan 15
S - 26271 Ängelholm
Phone: +46 431 458800
Fax.: +46 431 458880

Switzerland

Fahrzeugbedarf AG
Waldegstraße 6
CH - 8812 Horgen
Phone: +41 44 7279797
Fax.: +41 44 7279798

Turkey

BPW Kayacan Otomotiv
Sanayi ve Ticaret Anonim Sirketi
Aydin caddesi-Aydin
IS Merkezi Nr. 2/10
34330 Levent-Istanbul
Phone: +90 212 2845450
Fax.: +90 212 2841353

Ukraine

Wessel Ukraine AG
Semji Sosnynch 3
UA - 03680 KIEV
Phone: +38 044 5372795
Fax.: +38 044 5024150

United Kingdom /

Ireland
BPW Limited
Legion Way
Meridian Business Park
GB - Leicester LE19 1UZ
Phone: +44 116 2816100
Fax.: +44 116 2816140

ECO Plus service instructions

It is essential that all maintenance work is carried out in accordance with the prescribed intervals in order to maintain the safe operation and roadworthiness of the trailer (see BPW maintenance instructions). The relevant operation and service regulations of the vehicle manufacturer and of the manufacturers of other vehicle parts must also be adhered to.

Rectification of any defects which are discovered or replacement of worn parts should be carried out by a BPW Service Centre or BPW Direct Service Partner unless the vehicle owner has the appropriate personnel facilities, equipment and workshop manuals available and possesses an official certificate to perform interim inspections or special brake inspections.

We strongly recommend that only genuine BPW parts be used when fitting spare parts. Parts authorised by BPW for trailer axles and axle units are regularly subjected to special inspections. BPW accepts product liability for them.

BPW is unable to determine whether all third party products can be used with BPW trailer axles and axle units without any safety risk; this also applies even if an authorised testing organisation has accepted the product.

Our warranty will cease to apply if spare parts other than genuine BPW spare parts are employed in warranty-covered work and repairs.

The warranty shall also be rendered null and void if the BPW axle systems are not installed in accordance with the technical guidelines given in the current BPW installation instructions.

Brake linings

Brake lining qualities authorised by BPW are matched to each other and their performance is confirmed in the assessment reports and the general certification of the components. These brake linings are subject to continual monitoring by the Quality Assurance Department, so that BPW is able to guarantee consistent quality. BPW cannot verify the performance of the braking system should other types of lining be used. Our guarantee is therefore void if other brake linings are used.

Warranty Registration ECO Plus Axle System




Registration is an absolute requirement for obtaining warranty cover from BPW Bergische Achsen Kommanditgesellschaft, (please also see the information contained in the BPW ECO Plus Warranty Document / Service and Maintenance requirements).

Trailer Owner:	_____	if different Trailer User:	_____
Address:	Street: _____ Town: _____	Address:	Street: _____ Town: _____
Post code/Country:	_____	Post code/Country:	_____
Phone:	_____	Phone:	_____
E-Mail:	_____	E-Mail:	_____

Trailer Manufacturer: _____
 Chassis No.: _____
 Date entered service: _____





BPW Name plate


Example:	27.48.743.132	013110227
1. Axle	/ /	/ /
2. Axle	/ /	/ /
3. Axle	/ /	/ /
4. Axle	/ /	/ /

Axle data transferred from BPW name plate

In accordance with the contents of the Warranty Document / Service instructions (BPW-GD-ECO Plus 3909901e) I apply for the special ECO Plus warranty.

<p>For use in europe:</p> <p><input type="checkbox"/> 5 year warranty (only on-road use)</p> <p><input type="checkbox"/> 5 + 3 year warranty (only on-road use)</p> <p><input type="checkbox"/> 3 year warranty (only off-road use)</p>	<p>For use outside europe:</p> <p><input type="checkbox"/> 2 year warranty (only on-road use)</p> <p><input type="checkbox"/> 1 year warranty (only off-road use)</p>
--	---

Operational use: Western Europe% Eastern Europe% Off-road /Construction%

Trailer type:	Centre axle drawbar trailer	<input type="checkbox"/>		<input type="checkbox"/>	Tank / Silo	<input type="checkbox"/>
	Drawbar trailer	<input type="checkbox"/>		<input type="checkbox"/>	Box van	<input type="checkbox"/>
	Semi-trailer	<input type="checkbox"/>		<input type="checkbox"/>	Tipper	<input type="checkbox"/>
				<input type="checkbox"/>	Other	<input type="checkbox"/>

Maintenance must be carried out in accordance with BPW maintenance instructions.

Please fill in the original and send it to one of the registration addresses (see the back of the form). Keep the copy for your records.

I hereby declare that the information made is correct and I agree that this data can being stored electronically in order to qualify for the warranty.

Name: Date: Signature





BPW-GD-ECC Plus 3909901 e



BPW Bergische Achsen Kommanditgesellschaft, P.O. Box 1280, D-51656 Wiehl,
Phone: +49 2262 78-0, info@bpw.de, www.bpw.de