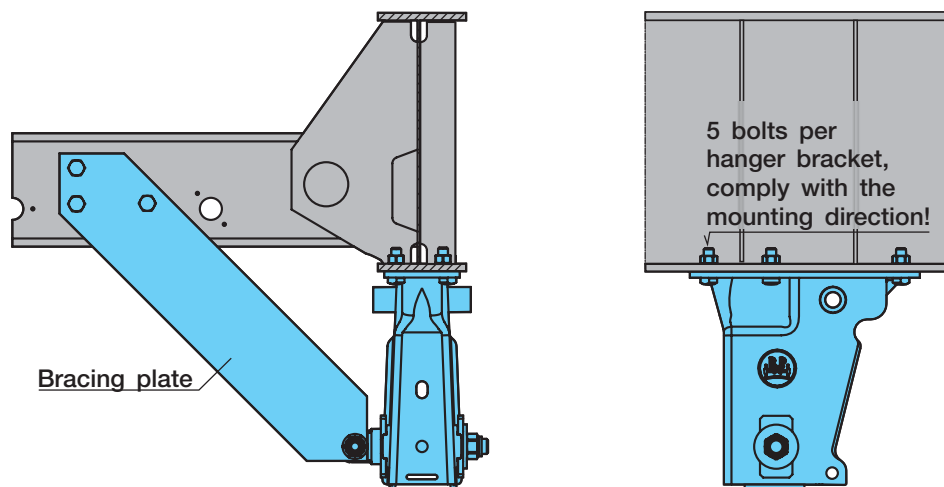


Greater flexibility for vehicle manufacturers - the bolted Airlight II air suspension hanger bracket from BPW

With the new, innovative bolted Airlight II air suspension hanger bracket, BPW is offering the opportunity of prefabricating compact vehicle frames without air suspension hanger brackets, coating them but not attaching the axle and suspension unit until the final assembly stage. By expanding the Airlight II range, BPW is offering vehicle manufacturers an attractive alternative to the conventional, fully welded chassis. This is because the bolted system offers clear logistical and cost advantages, in particular for off-site frame production and surface coating. Production is made more flexible.

The air suspension hanger brackets will be available from week 36 onwards. Like all other Airlight II air suspension hanger brackets and channel cross members, they have been designed for use with M 24 trailing arm spring bolts from the start of series production (see also BPW News Luft 7128704e).



Customer advantages:

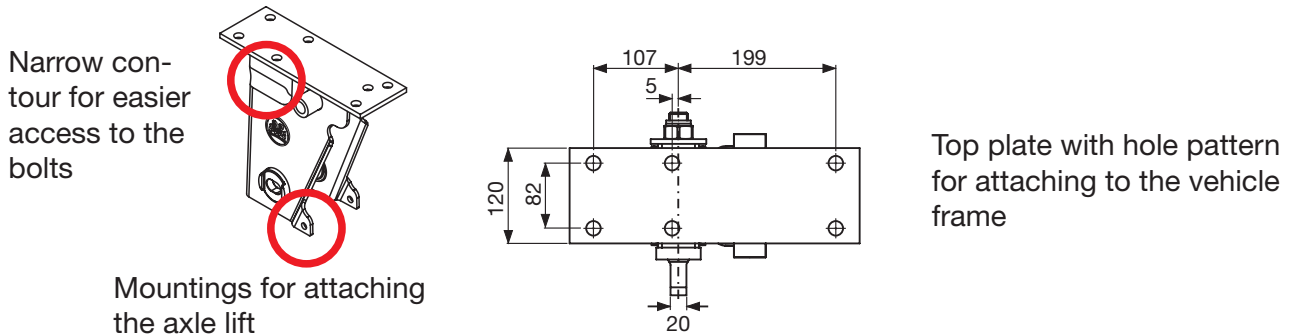
- Installation of the entire chassis (incl. bracket struts) by cold-joining technology
- Significant cost and logistical advantages with off-site frame production and surface coating (it is easier to transport the vehicle frame without hanger brackets)
- Expansion of production flexibility
- For mounting on standard frames with bottom flange width as little as 120 mm
- No changes to the frame required, except for the hole pattern
- Suitable for aluminium frame
- Improved repair capability





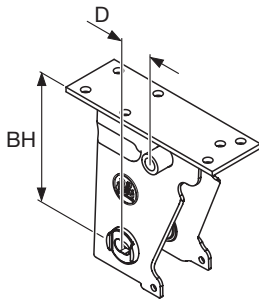
Features

The bolted Airlight II air suspension hanger brackets have several special features:



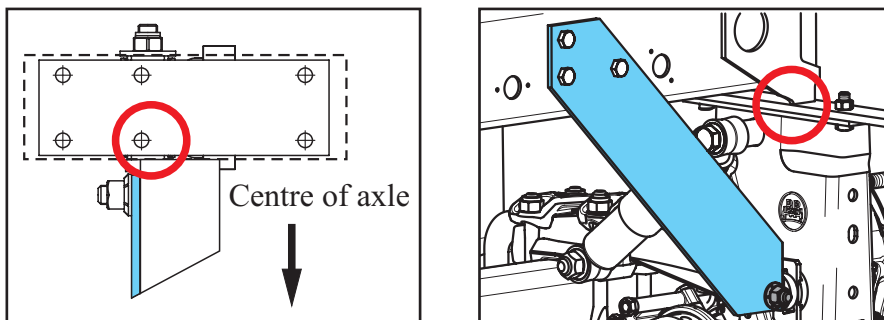
The drilling pattern of the top plate has been changed again. The even distribution in the lengthways direction (102 / 306) makes it possible to prepare a frame for different wheelbases and further increases flexibility.

The air suspension hanger bracket is available in three variants:



Designation	Hanger bracket height - BH	D dimension	BPW code no.
Hanger bracket	278	90	05.375.44.41.0
Hanger bracket	278	55	05.375.44.42.0
Hanger bracket	194	70	05.375.44.43.0

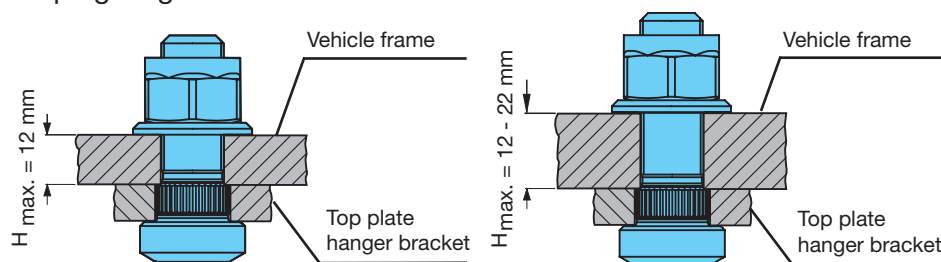
Only 5 out of the 6 holes marked in the hole pattern are needed for bolting the hanger bracket onto the chassis. The middle hole towards the centre of the axle is not used.



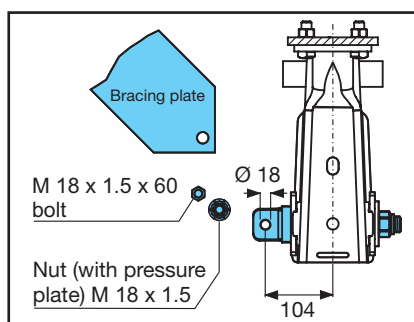
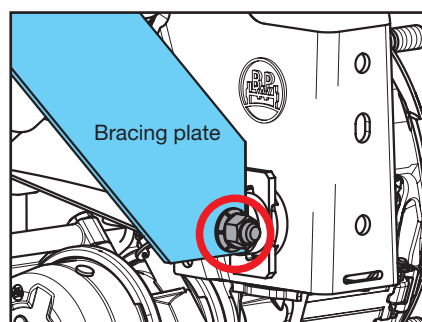
Special splined bolts are used for bolting the air suspension hanger bracket onto the vehicle frame. These grip the top plate of the hanger bracket preventing rotation and therefore can be installed very easily.

These bolts are available in two different lengths. This means the air suspension hanger bracket is equally well suited to installation on steel and aluminium frames.

Clamping lengths



The hanger bracket is reinforced by a bracing plate directly by means of an attachment point on the head of the spring bolt. This means the forces are directly absorbed by the spring bolt. The stress on the hanger bracket and the bracing plate attachment is reduced and their service lives are improved. The bracing plate is not supplied by BPW.



For all other information about the installation and maintenance of Airlight II air suspensions, please refer to the air suspension installation instructions and the service and maintenance requirements.

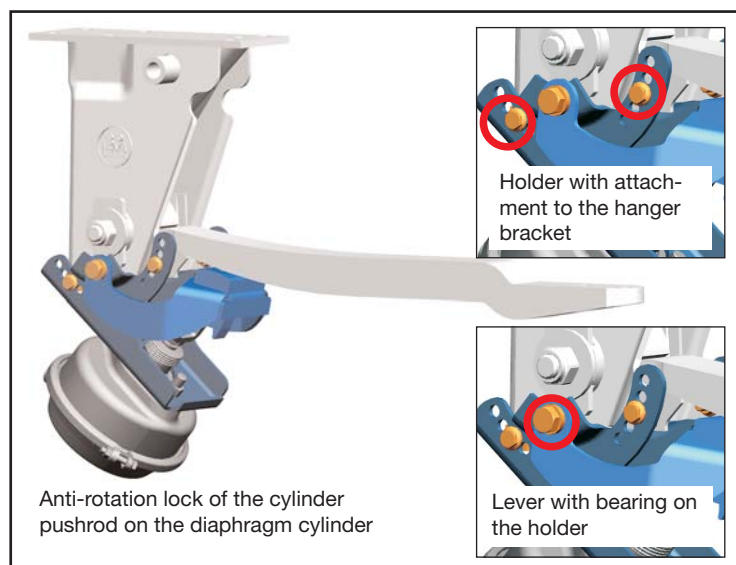
All bolted connection parts are grouped together in separate wear bolt kits.

Wear bolt part kits:

<p>Complete spring bolt assembly for bolted air suspension hanger bracket for steel chassis ($H_{max.} = 12 \text{ mm}$)</p> <ul style="list-style-type: none"> ● Spring bolt assembly including bolt with eyelet ● 5 x (bolt, washer, nut) for attaching the hanger bracket to the chassis ● 1 x (bolt, nut with pressure plate) for assembling the bracing plate to the trailing arm spring bolt 	<p>05.857.00.33.0</p>
<p>Complete spring bolt assembly for bolted air suspension hanger bracket for aluminium chassis ($H_{max.} = 12 - 22 \text{ mm}$)</p> <ul style="list-style-type: none"> ● Spring bolt assembly incl. bolt with eyelet ● 5 x (bolt, washer, nut) for attaching the hanger bracket to the chassis ● 1 x (bolt, nut with pressure plate) for assembling the bracing plate to the trailing arm spring bolt 	<p>05.857.00.35.0</p>



A new double-sided axle lift has been developed for the bolted air suspension hanger bracket, BPW code number 05.828.31.89.0, and has been designed for ease of installation.



The double-sided lift - like the bolted air suspension hanger bracket - will be available from week 36 onwards!

Features of the new double-sided lift:

- Easy installation on the hanger bracket with only two bolts, without removal of the spring bolt
- No additional spring bolt assembly required
- Fewer components (18 rather than 21 parts)
- Weight saving of 3.7 kg per axle
- Diaphragm brake cylinder with anti-rotation lock using square cylinder pushrod
- Improved fixing below the hanger bracket

